










Product parameters

Parameters			
Engine model	RATO/Koop/B&G	Walking mode	Track/wheeled
Power	12kw/8.6kw/9.9kw	Dimensions	(With shovel) 2400*1150*1250mm (Without shovel) 1900*1050*1250mm
Rated load	250KG	Fuel consumption	≤374g/H
Climbing ability	30°	Starting mode	Electric start
Working speed	0-3.9KM/H	Maximum load	375KG
Operating weight	1070KG	Bucket volume	0.1m ³

Attachments

1 	2 	3 	4 
Rotary Plow	Rock Bucket	Straight Digger	Grappling Bucket
5 	6 	7 	8 
Log Grapple	4 in 1 Bucket	Standard Bucket	Lawn Scarifier
9 	10 	11 	12 
Auger	Leveller	Cleaner	Ripper
13 	14 	15 	16 
Snow Blower	Enclosed Cleaner	Pallet Fork	Ditching Machine



SKID STEER LOADER 390



IMPROVE BASIC PERFORMANCE AND ENRICH OPTIONS

With excellent completion and overwhelming trust, skid steer loader-360, which we are proud of, has improved its basic performance. Many new options have been prepared, which can better meet the needs of the site than before.

ECONOMY

EASY
OPERATION
& EFFICIENCY

ENVIRONMENT



MINISTRY OF LAND, INFRASTRUCTURE, TRANSPORT AND TOURISM EMISSION CONTROL TYPE

CLEARs THE 3RD STANDARD VALUE FOR CONSTRUCTION MACHINERY

Powerful performance in a compact design. The excellent performance brought by the extra torque greatly contributes to the improvement of workability. At the same time, low fuel consumption, low vibration, low noise, and consideration for the environment have been achieved at a high level.



PERFORMANCE

High performance in pursuit of basic performance

The car lights use LED bulbs.

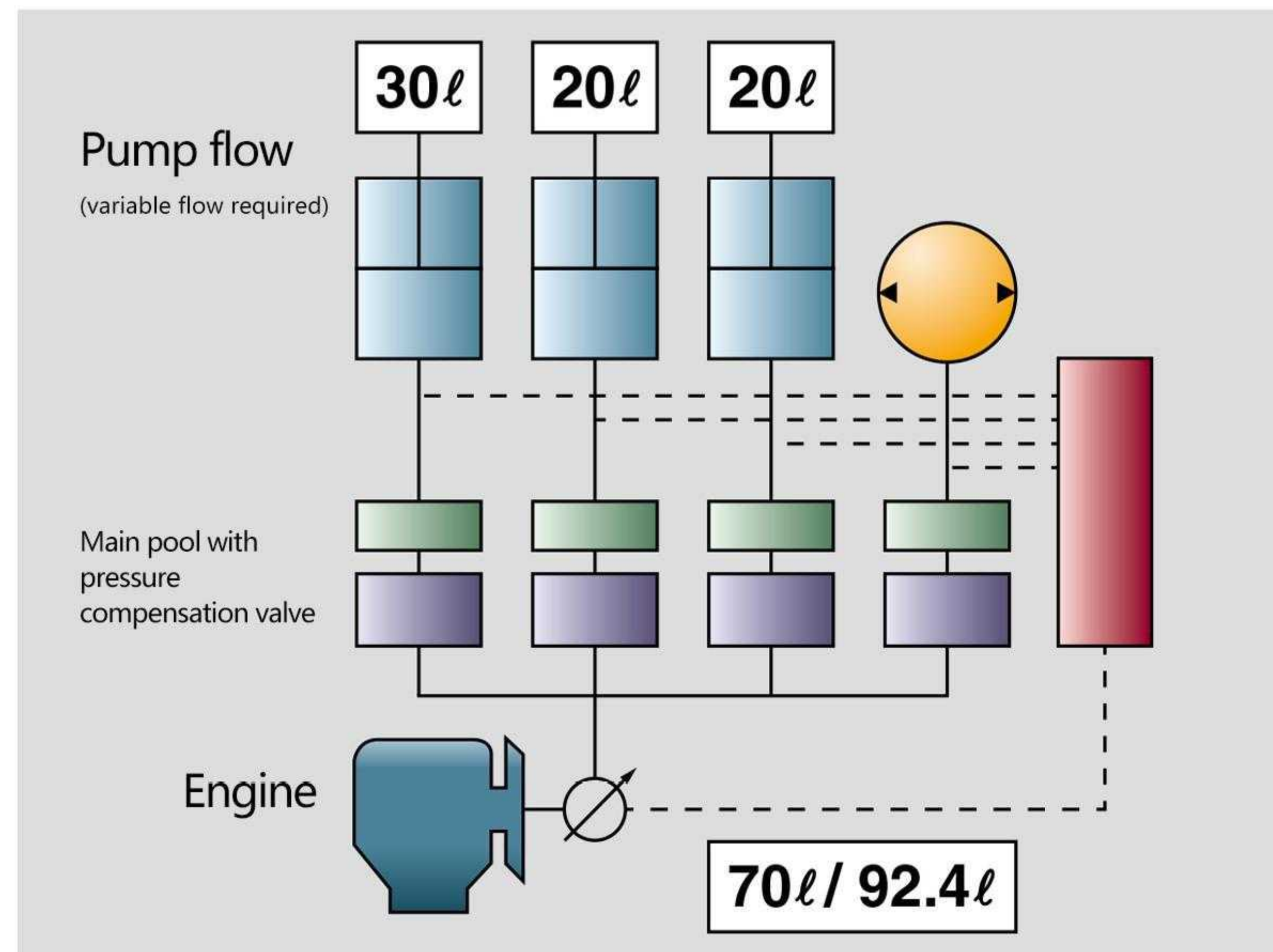
The headlights are made of LED, which makes the vision clearer at night and increases work efficiency.



Bike shed

As an outdoor protective vehicle barrier, it is a protective structure designed to protect vehicles from damage, with main functions including sheltering from wind, blocking rain, preventing sun exposure, beautifying the landscape, and protecting against falling objects.

- Smooth operation through lever operation and ejection adjustment corresponding to working load.



- Within the maximum discharge of 92.4L, the necessary flow of the operating machine is 70L, and 70L is discharged from the pump, so there is no waste.

Fuel cost

About 5% up

Dual joystick control

Standard equipped with a double-layer ground control device, featuring an optional joystick, simultaneously operating the drive system and boom, enhancing maneuverability.



The hose is clean around.

Restrain the looseness of boom cylinder hose to prevent damage.

Divided into wheeled and tracked types, interchangeable.

Both wheeled and crawler types use chain drive (four driving force), so the transmission efficiency is higher, and they can work normally in harsh environments. The left and right walking is an independent hydraulic system, and the power is more



COMFORT/SAFETY

High-dimensional and smart fusion of safety, comfort, and simple operation.

Control the radiator

The temperature sensor controls the electric fan switch of the radiator. When the oil temperature reaches 50~55°C, the fan is turned on, and the air volume is $\geq 1900\text{m}^3/\text{h}$. can work more efficiently.

Thickened rubber track

Thickened and wear-resistant engineering tracks, strong grip and does not damage the ground.

Fast switch device

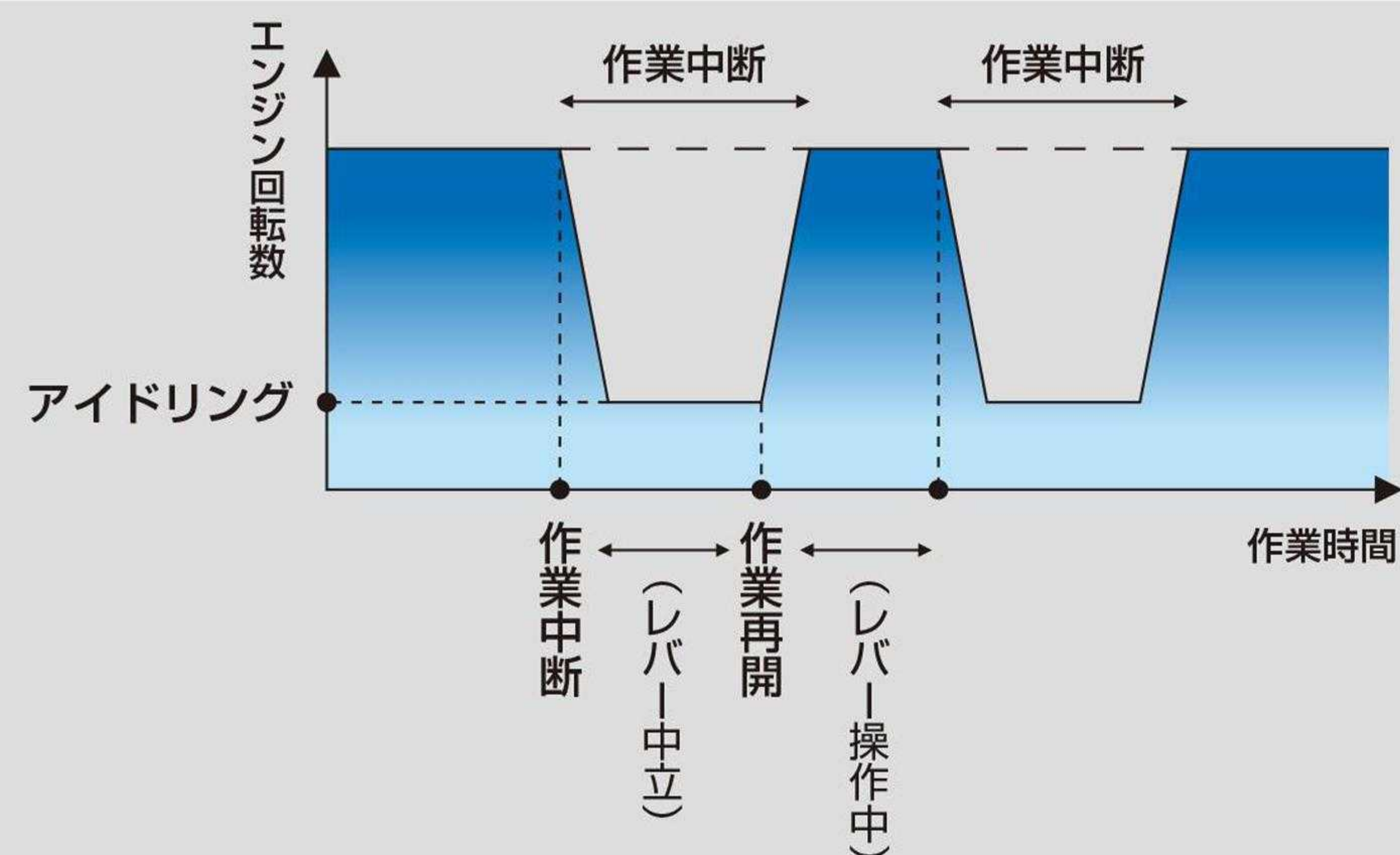
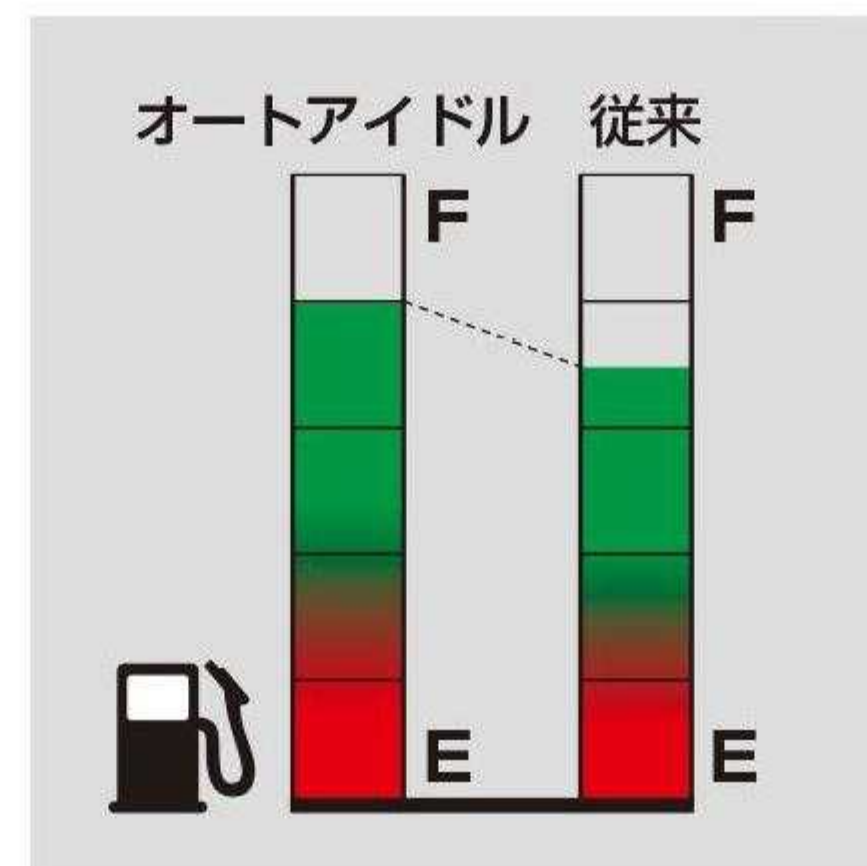
Quick change can be convenient and quick to replace the auxiliary equipment.

Built-in hydraulic oil pipe

The oil pipe adopts a built-in pipe arrangement, which can effectively protect the oil pipe, reduce wear and tear and prolong the service life of the oil pipe.

AUTO IDLE

When the control lever is returned to neutral the engine will be in an idling state after 4 seconds, and when the control lever is moved again, the engine speed will immediately rise to the original speed. As a result, fuel can be saved by about 10%, and noise can be reduced, so work in urban areas and at night can be performed with peace of mind.



Comfortable seat

The comfortable driver's seat is soft and does not sag even after long periods of sitting, preventing any soreness or discomfort, and you won't feel tired after extended use.



MAINTENANCE

Reassuring design that provides excellent maintainability and durability

Support customization, You can choose different colors according to your preferences.

Independent work pump

work of the two pumps does not interfere with each other and does not affect each other, Two hydraulic systems are constructed, and one pump supplies oil to a multi-way valve, so as to achieve. During the work process, when two movements are performed at the same time, there will be no shortage of pressure, making the movements more powerful and



Comfortable operating handles

There are armrests around the operating lever, which is safer during operation, and can achieve 360° all-round operation. There are sponge covers on the armrests, which are comfortable and non-slip.

hydraulic oil pipe

The hydraulic oil pipes are arranged neatly, making it easy to see which interface they are installed on.



Independent work pump

Select Bailitong engine, big factory brand engine, strong power, stable operation, saving time and effort



With a ring handle

Lifting rings are provided on the front and rear of the machine for easy lifting of the machine.



Easy to maintain

Reversible front cover, convenient for inspection and maintenance, hollow design, excellent heat dissipation effect, more beautiful appearance.

